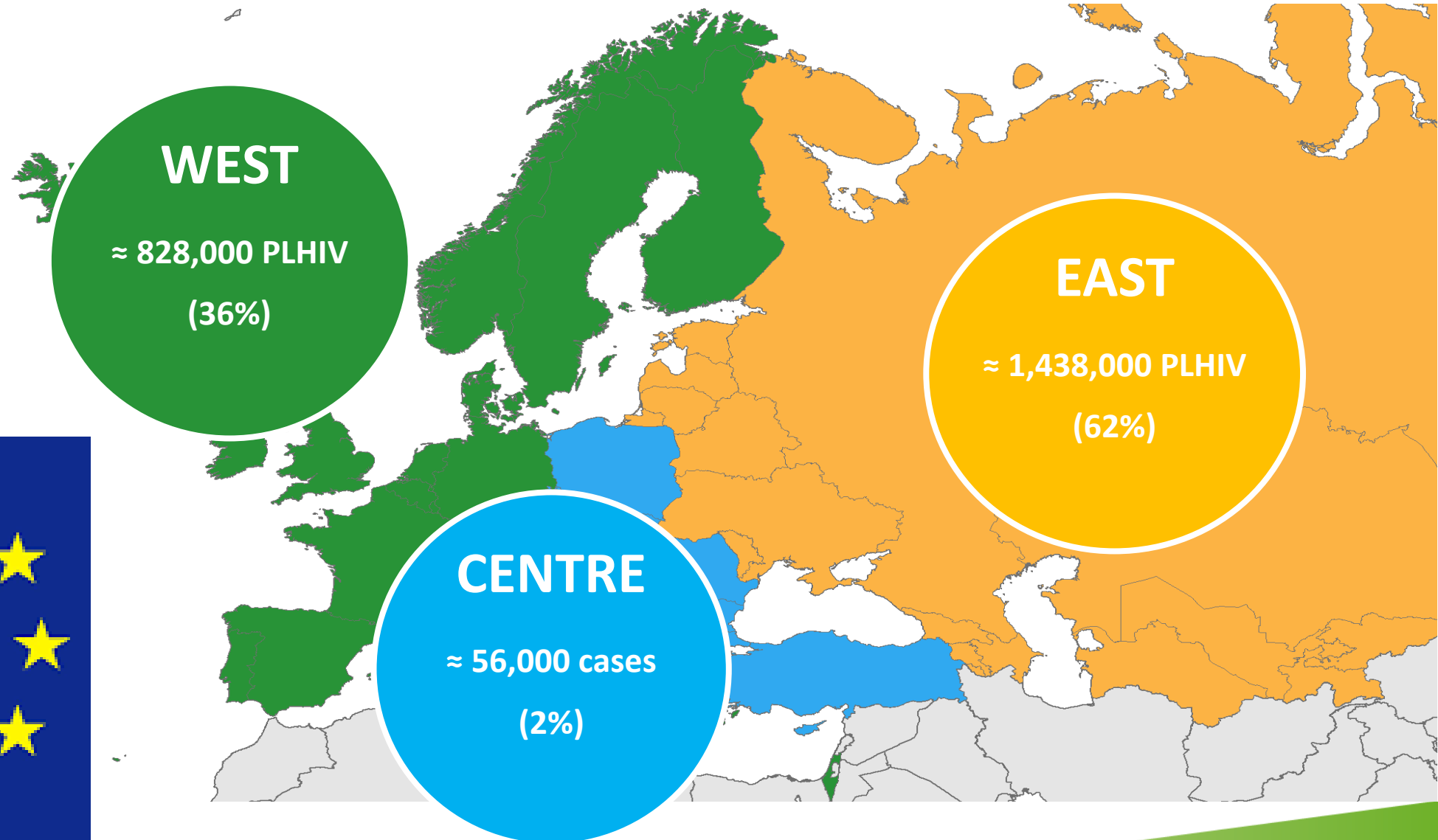


HIV Stigma in the community

Results from an ECDC/EATG/AAE Survey

Teymur Noori
European Centre for Disease Prevention and Control (ECDC)
HepHIV conference:
13-5 November 2023, Madrid, Spain

~2.3 million people were living with HIV in the WHO European Region, 2021




UNAIDS Targets for 2025

10% <

**LESS THAN 10% OF PLHIV AND
POPULATIONS EXPERIENCE
AND DISCRIMINATION**

UNAIDS Targets for 2025



**LESS THAN 10% OF PLHIV AND
KEY POPULATIONS EXPERIENCE
STIGMA AND DISCRIMINATION**

**95% PLHIV AWARE OF THEIR STATUS
95% ON TREATMENT
95% VIRALLY SUPRESSED**

Progress towards reaching the SDGs



Prevention
gap

- Curb the flow on new infections
- Scale up prevention programmes (incl. OST/NSP, PrEP)

Testing
gap

- 1 in 5 PLHIV in Europe are unaware of their HIV status
- 1 in 2 people are diagnosed late
- Low testing coverage

Treatment
gap

- 1 in 3 PLHIV not on ART
- Implement EACS treatment guidelines
- Provide ART to ALL

Stigma
gap

Major gaps in our understanding of stigma, both among HCW and in the community

How could we proceed to better monitor HIV stigma & discrimination in the **community** and in the **healthcare setting**?

Measuring stigma in the
community
(ECDC, EATG, AAE)

Measuring stigma in
the healthcare setting
(ECDC, EACS)



**EA
TG** European
AIDS Treatment
Group

**AIDS
ACTION
EUROPE**

Help us eliminate
HIV / AIDS STIGMA
& discrimination

take this survey



Survey promotion

3 November 2021 – 31 January 2022

Total responses

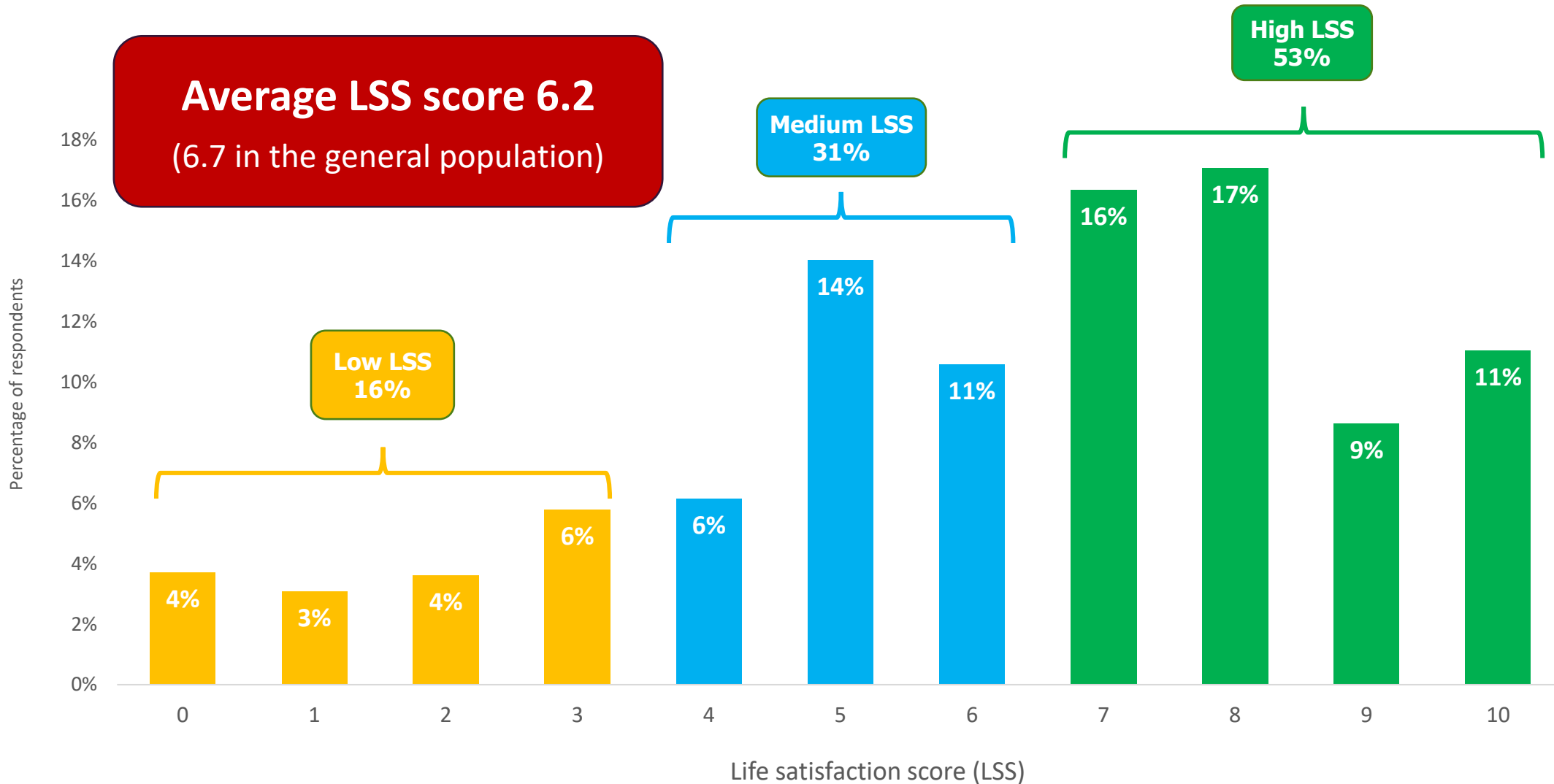
3272

(98% on ART)

from 54 countries in Europe

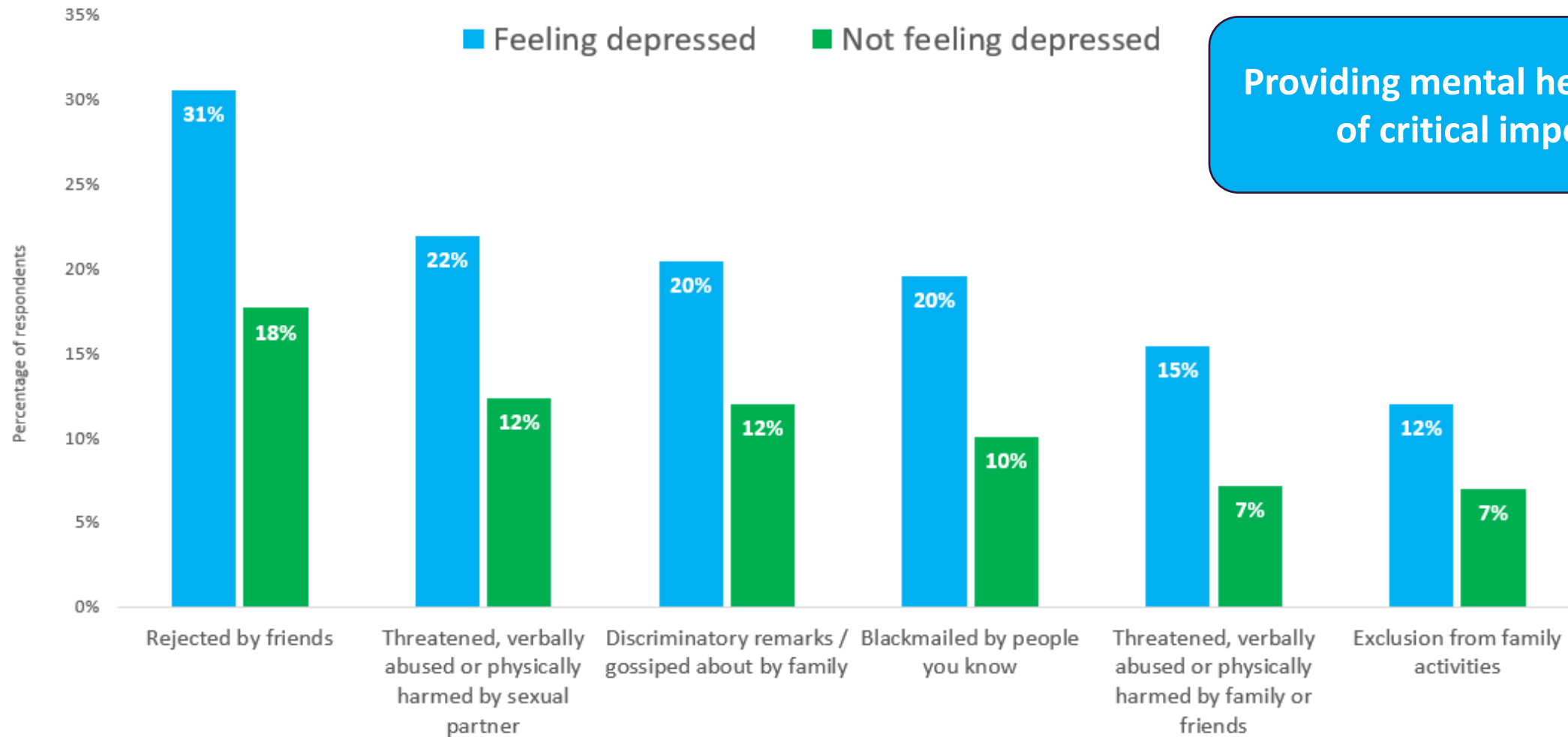


How satisfied are you with your life?*



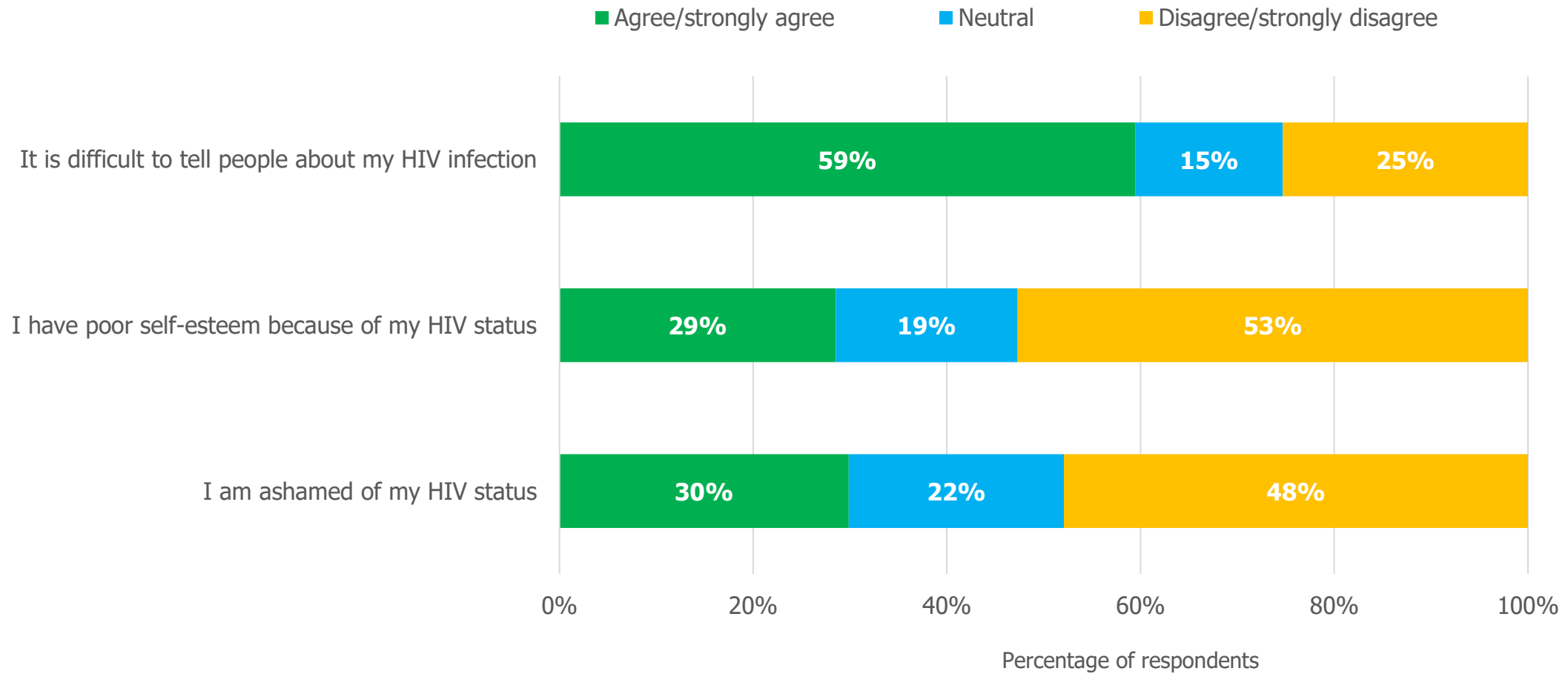
*Scale 0-10, where 0 is not at all satisfied and 10 is completely satisfied

Experience of stigma by markers of depression within last 2 weeks

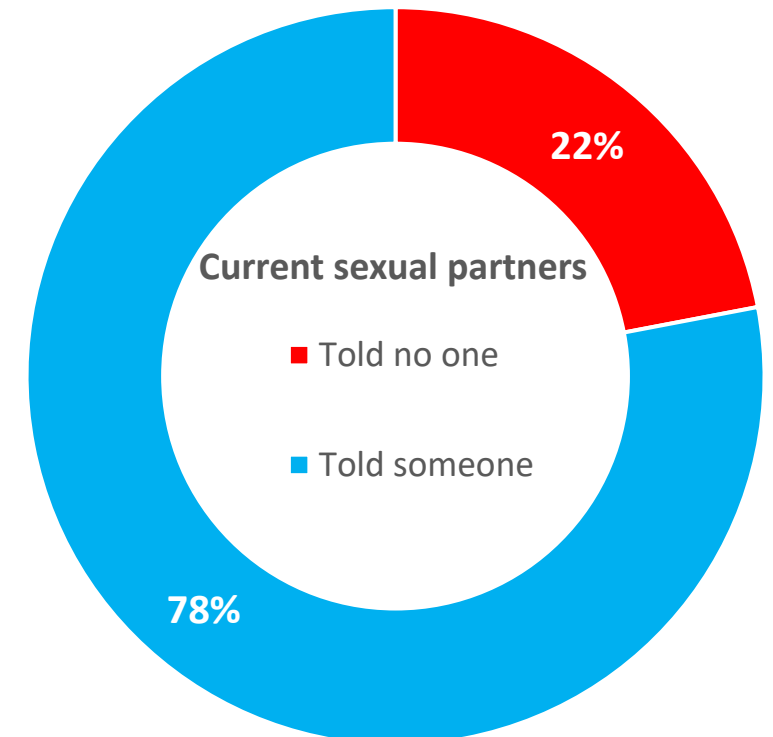
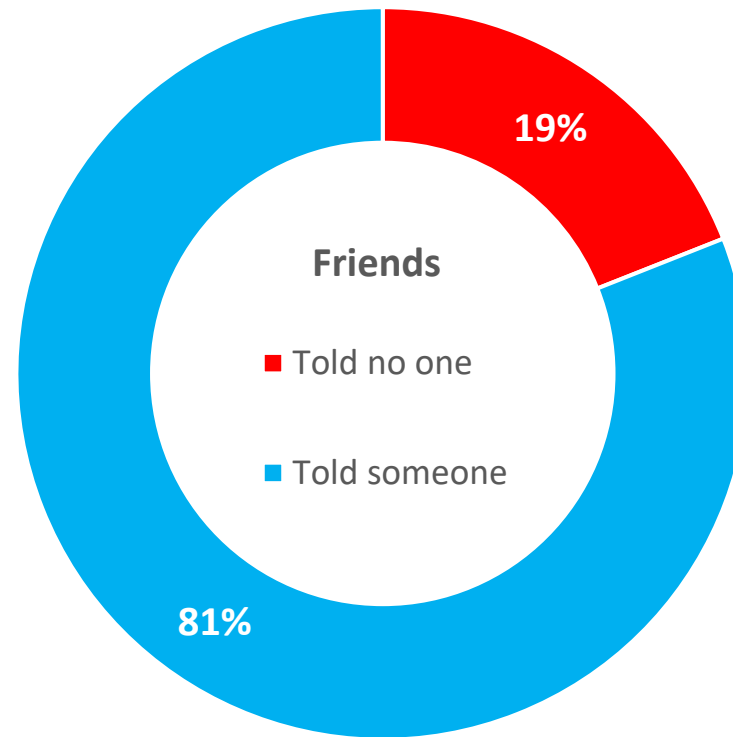
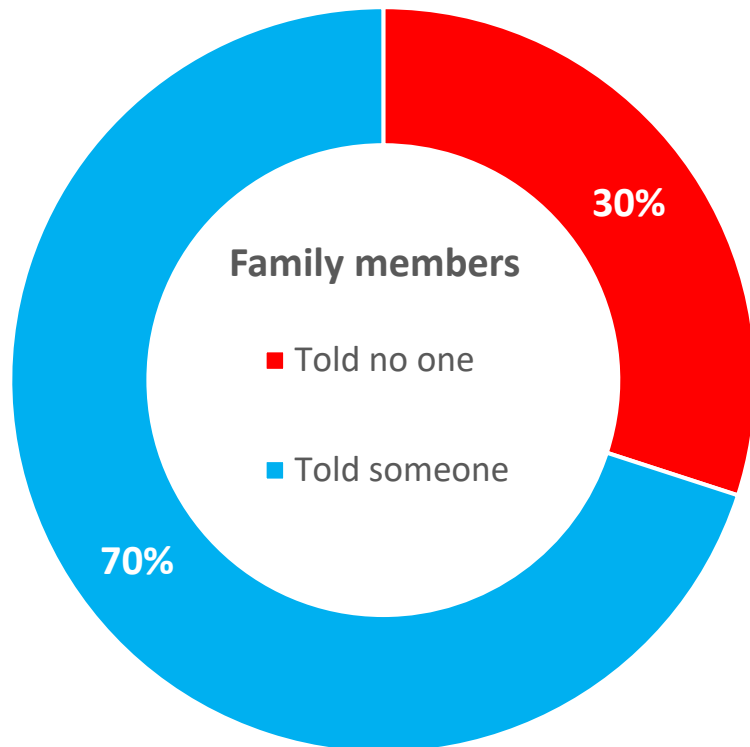


Providing mental health services
of critical importance

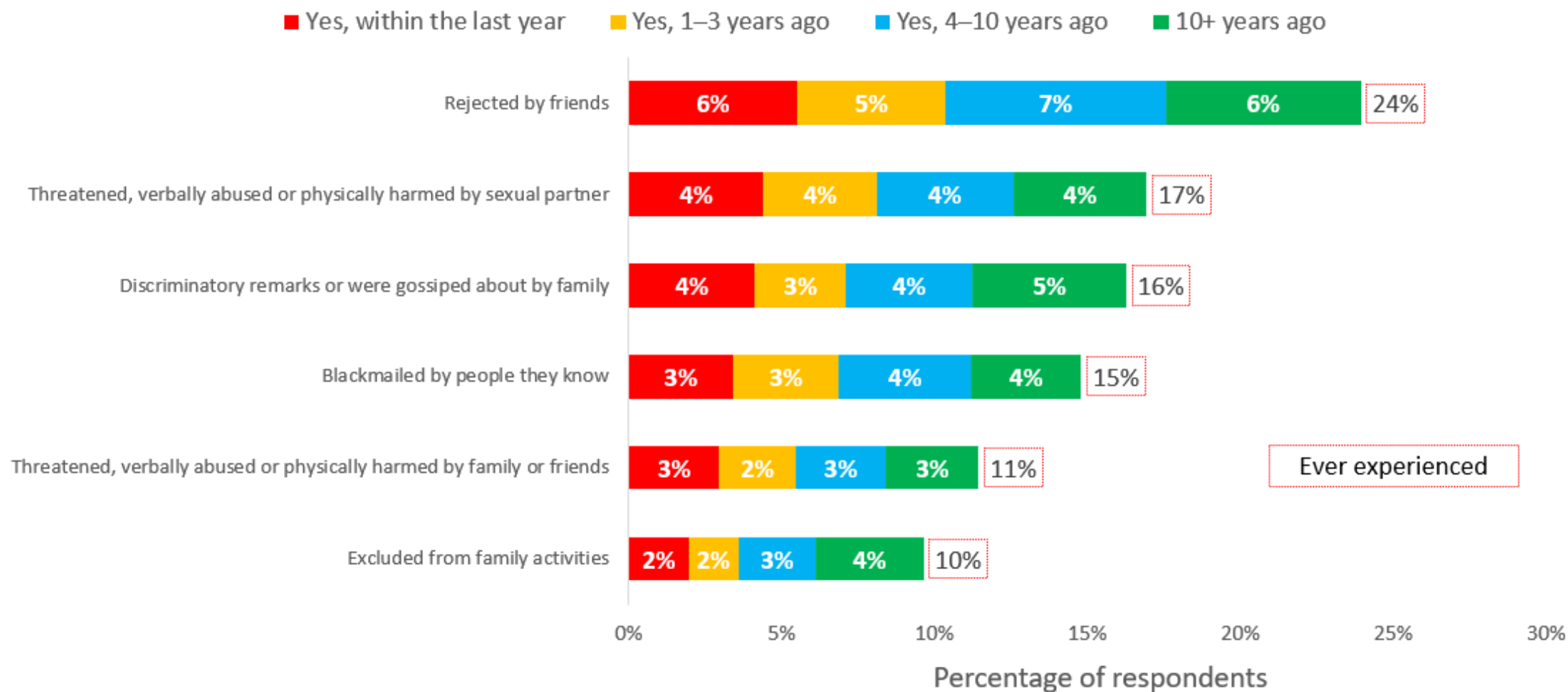
Self-stigma of respondents



Proportion of respondents who have **never** told any family member, friend, or current sexual partner about their HIV status

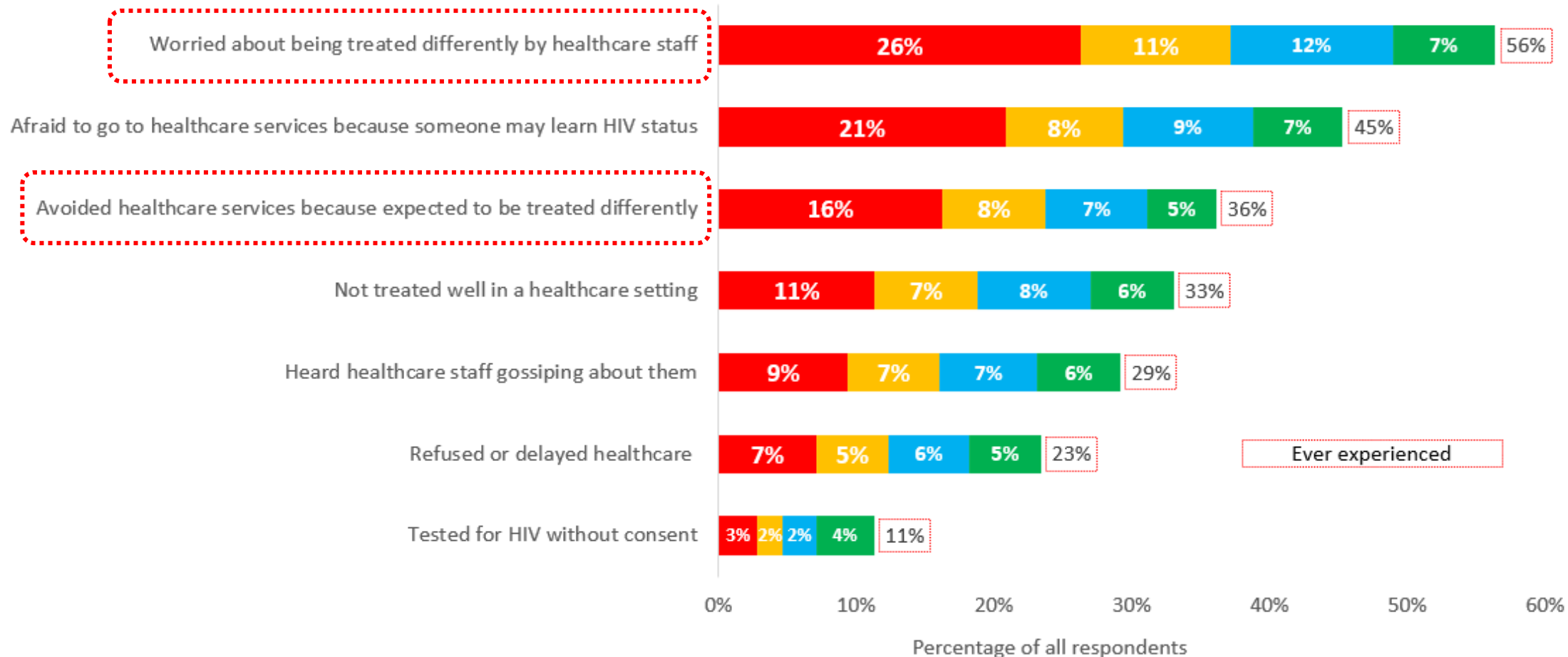


Experiences of stigma from friends, family or sexual partners, by how recently the experience occurred



Experiences of stigma in healthcare settings, by how recently the experience occurred

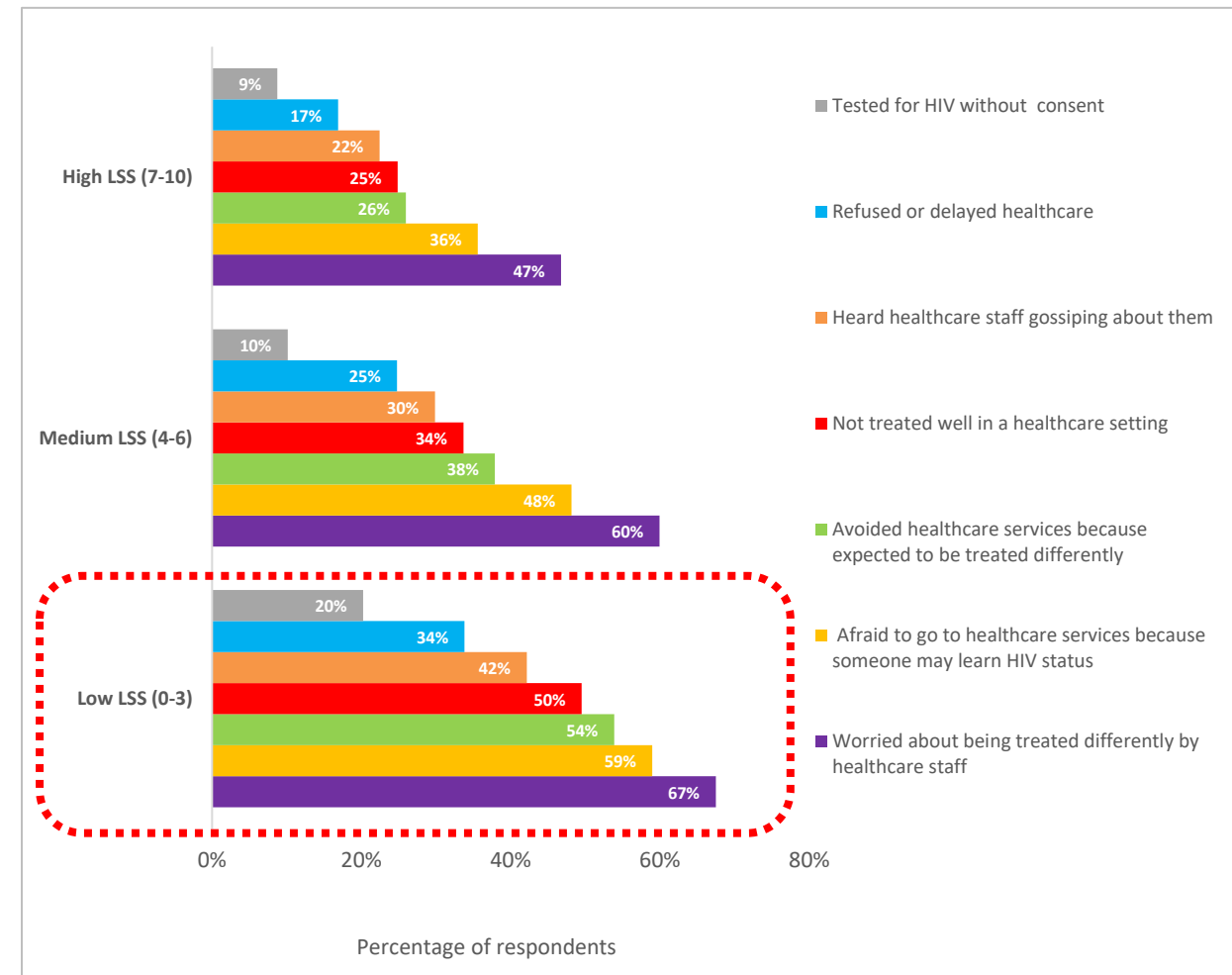
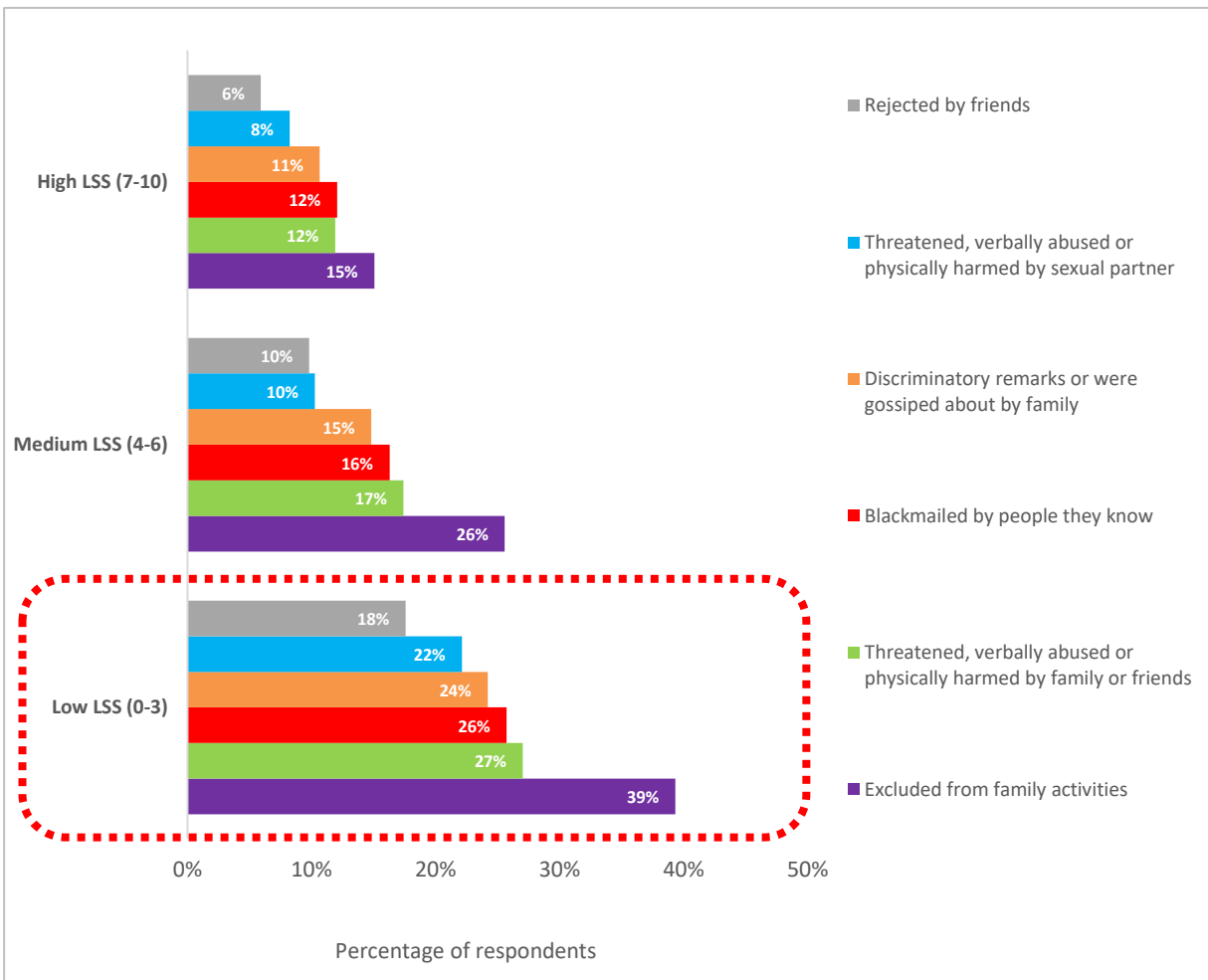
■ Yes, within the last year
 ■ Yes, 1–3 years ago
 ■ Yes, 4–10 years ago
 ■ 10+ years ago



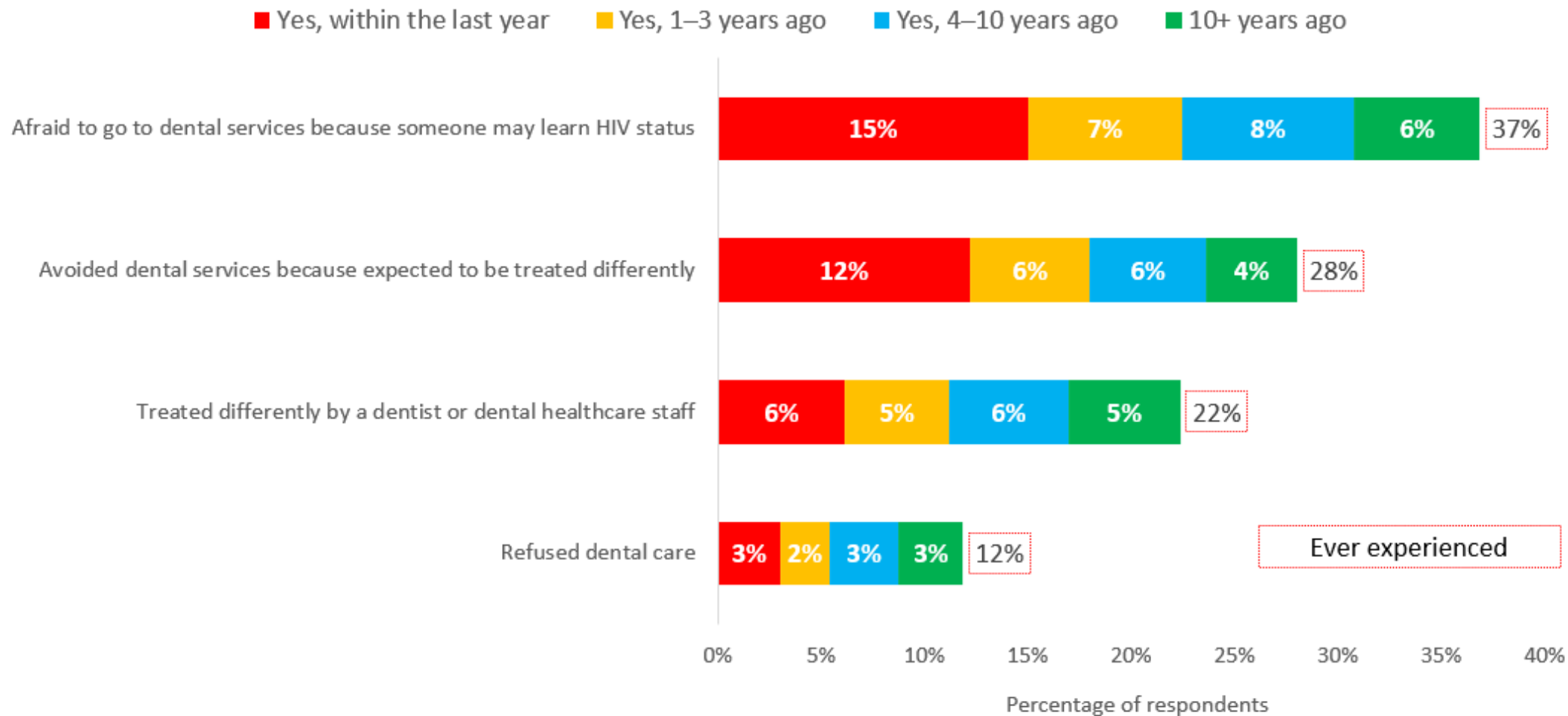
Experiences of stigma by Life Satisfaction Score

By friends and family

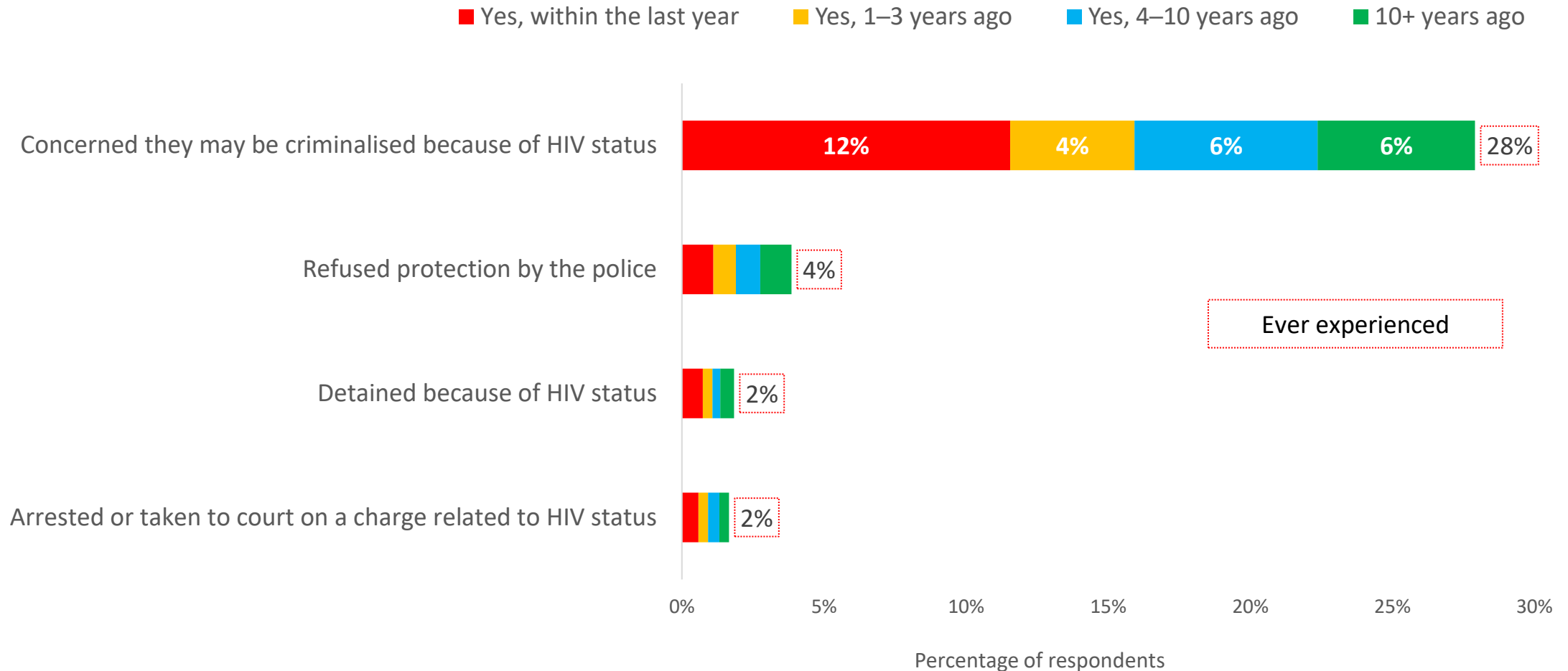
In healthcare setting



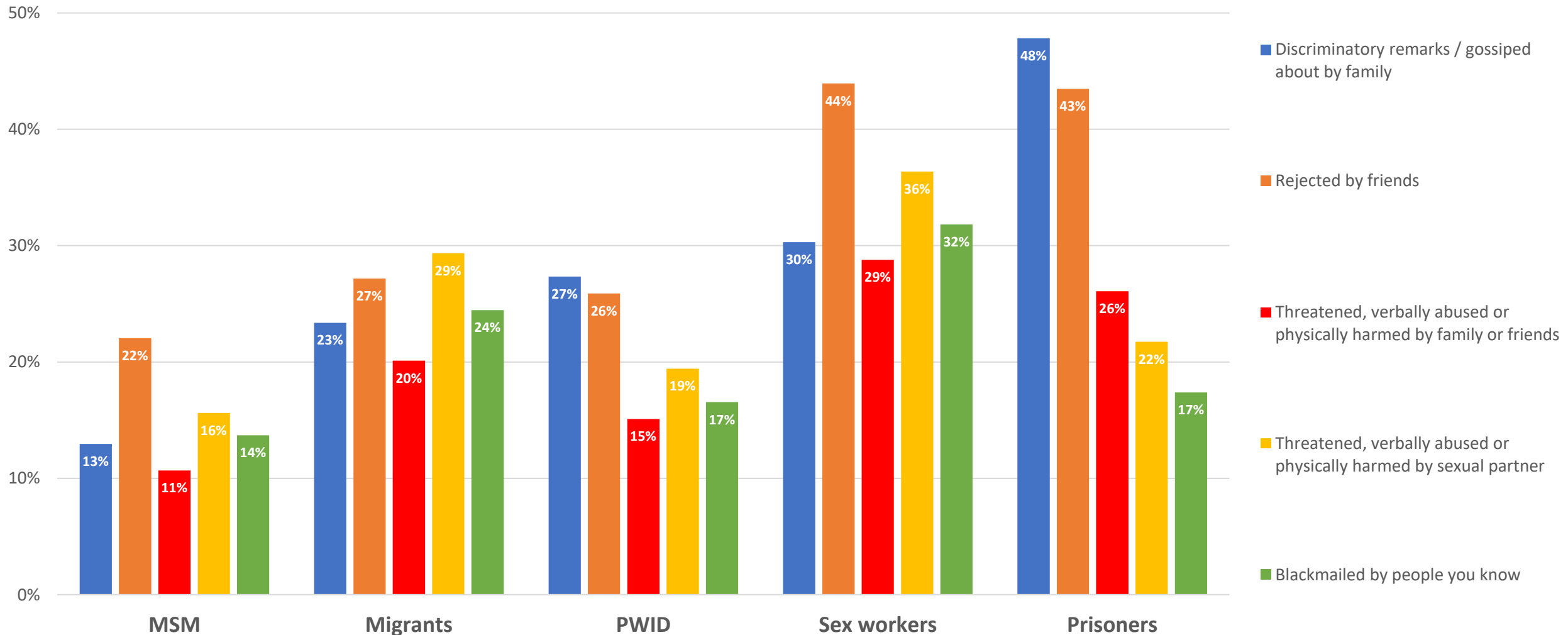
Experiences of stigma in dental care, by how recently the experience occurred



Experiences of stigma **within the justice system**, by how recently the experience occurred



Experiences of stigma by key populations



Conclusions

- First time we have European-wide data on experienced stigma among PLHIV
 - 1 in 5 PLHIV have not told a single friend
 - 1 in 3 have not told a single family member
- } that they were living with HIV
- High levels of experienced stigma from ‘family and friends’, and even higher levels of experienced stigma in ‘healthcare settings’
 - In general, PLHIV are concerned/worried about being treated differently because of their HIV status, and this affects disclosure to family/friends/sexual partners and health seeking behaviour – ultimately affecting their quality of life

HIV-related stigma is highly prevalent and more efforts are needed to address stigma in order to improve the quality of life of people living with HIV



**Let's eliminate HIV
stigma and discrimination
in healthcare settings**

Take the survey

<https://redcap.ecdc.europa.eu/surveys/?s=934LEHMNW33HPTCC>



Response rates to stigma survey as of 13 November

Column1	Freq.	Percent	Population size	Sample per 100,000
Andorra	223	1.65	79,824	279.36
Iceland	588	4.34	381,900	153.97
Slovenia	595	4.39	2,108,732	28.22
Montenegro	120	0.89	616,159	19.48
Latvia	276	2.04	1,883,379	14.65
Liechtenstein	5	0.04	39,327	12.71
Serbia	725	5.35	6,760,087	10.72
Lithuania	297	2.19	2,833,099	10.50
North Macedonia	208	1.54	1,351,256	15.39
Cyprus	115	0.85	1,358,780	6.69
Estonia	116	0.85	1,358,780	6.69
Kosovo				6.70
Portugal				6.69
Greece				4.15
Albania				4.15
Malta				4.09
Croatia			3,854,000	4.09
Kazakhstan			19,621,972	3.69
Austria		2.47	9,042,528	3.48
Israel	332	2.45	9,550,600	3.26
Slovakia	177	1.31	5,431,752	2.97
San Marino	1	0.01	33,660	2.77
Luxembourg	18	0.13	650,774	2.74
Monaco	1	0.01	36,469	2.73
Denmark	161	1.19	5,903,037	2.46
Belgium	287	2.12	11,669,446	2.39
Spain	1,138	8.4	47,615,034	

Finland	128	0.95	5,556,880	2.30
United Kingdom	1,509	11.14	66,971,411	2.25
Ireland	1	0.83	5,086,988	2.08
Romania	1	0.11	18,956,666	1.91
Georgia	1	0.09	3,712,502	1.80
Azerbaijan	1	0.01	10,175,016	1.73
Armenia	1	0.01	8,769,741	1.65
Belarus	1	0.01	9,683,505	1.48
Ukraine	1	0.01	10,526,073	1.41
Poland	1	1.09	10,486,941	1.35
France	1	0.64	6,465,097	1.01
Italy	1	0.51	6,803,300	0.97
Belarus	171	1.26	17,703,090	0.83
Belarus	76	0.56	9,208,701	0.67
Italy	397	2.93	58,856,847	0.64
Ukraine	244	1.8	38,000,000	0.49
Bosnia and Herzegovina	16	0.12	3,233,526	0.36
France	247	1.82	67,935,660	0.23
Republic of Moldova	6	0.04	2,592,477	0.21
Turkey	182	1.34	85,341,241	0.18
Russian Federation	255	1.88	143,600,000	0.17
Poland	63	0.47	37,561,599	0.11
Germany	93	0.69	84,079,811	0.05
Tajikistan	5	0.04	9,952,787	0.04
Armenia	1	0.01	2,780,469	0.02
Norway	1	0.01	5,457,127	0.01
Uzbekistan	2	0.01	35,648,100	
Total	13,544	100%	923,917,744	

Extended deadline to 5th December



**Break the silence around
hepatitis stigma and
discrimination.**

Take this survey



Acknowledgements



Teymur Noori, Anastasia Pharris, Jasleen Singh (ECDC)

Cheryl Gower & Annie Howard (NAT)

Elena Vaughan (NUI Galway)

Ann-Isabelle Von Lingen (EATG)

Apostolos Kalogiannis (EATG)

Daniel Simoes (EATG)

Sarah North (EATG)

Zoran Dominkovic (EATG)

Ferenc Bagyinszky (AAE)

Oksana Panochenko (AAE)

Sini Pasanen (AAE)

Valeri Delpech (UKHSA)

+

All people living with HIV who took time to fill out the survey



Thank you!

teymur.noori@ecdc.europa.eu